




POWER OF SIMPLICITY

Set Additional Details in Multi item
Creation /Alteration– 1.0



Alpha Automation Pvt. Ltd.

Head Office

104-The Grand Apurva, Nr. Hotel Fortune Palace,

Nr. Digjam Circle, Airport Road - JAMNAGAR –Gujarat (India)

Phone No. : +91-288-2713956/57/58, 9023726215/16/17, 9099908115, 9825036442

Email : mail@aaplaautomation.com

Branch Office

Rajkot : 807-Dhanrajni Complex, Nr. Hotel Imperial Palace, Dr. Yagnik Road, RAJKOT (Gujarat).

Gandhidham : 92-GMA Building, 2nd Floor, Plot No. -297, Sector-12B. GANDHIDHAM (Gujarat)

© 2020 Alpha Automation Pvt. Ltd. All rights reserved.

Tally, Tally 9, Tally9, Tally.ERP, Tally.ERP 9, Shoper, Shoper 9, Shoper POS, Shoper HO, Shoper 9 POS, Shoper 9 HO, TallyDeveloper, Tally.Server 9, Tally Developer, Tally. Developer 9, Tally.NET, Tally Development Environment, TallyPrime, TallyPrimeDeveloper, TallyPrime Server, Tally Extender, Tally Integrator, Tally Integrated Network, Tally Service Partner, TallyAcademy & Power of Simplicity are either registered trademarks or trademarks of Tally Solutions Pvt. Ltd. in India and/or other countries. All other trademarks are properties of their respective owners.

Version: Alpha Automation Pvt. Ltd. / Set Additional Details in Multi item Creation /Alteration/1.0/ Dec-2022

Set Additional Details in Multi item

Creation /Alteration- 1.0

Introduction

This add on facilitates the user to set additional details of Stock Item in multi Item creation and alteration. User can enter Part No, Description, Batch, Standard Rate, MRP Rate and Costing Method for each Stock Item in multi Item creation and same details can be updated in multi Item alteration screen also.

Benefits

- Add most common details of multiple Stock Item in one screen without going in each Item create and alter screen.
- Enhances the multi Item creation and alteration facility.

What's New?

Compatible with TallyPrime

Important!

Take back up of your company data before activating the Add-on.

Once you try/purchase an Add-on, follow the steps below to configure the Add-on and use it.

Installation

1. Copy the TCP file in TallyPrime Folder.
2. Gateway of Tally → F1 (Help)→ TDL & Add-on → F4 (Manage Local TDL) → Select Yes in Load TDL on Startup and give the file name of TCP File. After pressing the Enter Key will show TDL Status which should be as Loaded.

System requirements: No additional hardware / software infrastructure is required for executing and operation this applications module

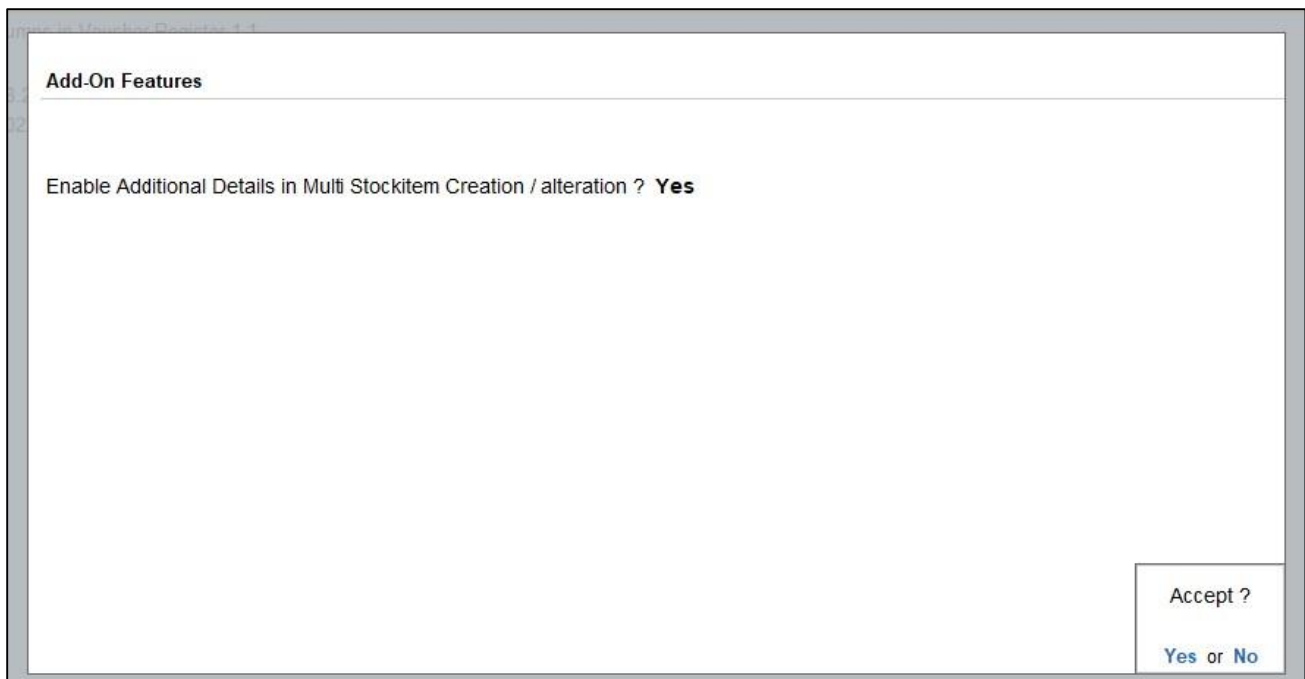
1. Activate the Add-on.

For TallyPrime Release 1.0

Go to **Gateway of Tally → F1: Help → TDL & Add-On → F6: Add-On Features**.

Alternatively, you may press **CTRL + ALT + T** from any menu to open TDL Management report and then press **F6: Add-On Features**

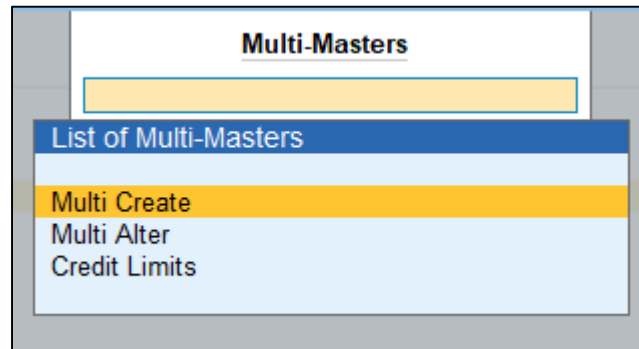
Set **“Yes”** to the option “Enable Additional Details in Multi Stock item Creation /Alteration”



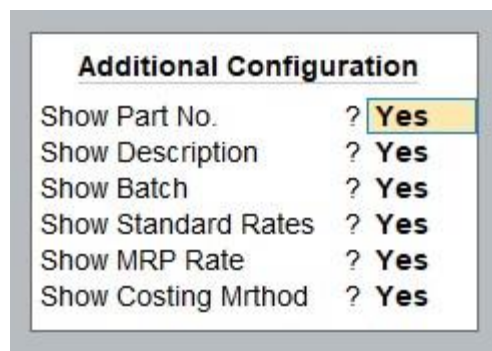
The screenshot shows a window titled "TallyPrime - Add-On Features". Inside the window, the text "Add-On Features" is displayed at the top. Below this, the text "Enable Additional Details in Multi Stockitem Creation / alteration ? Yes" is shown. In the bottom right corner, there is a small box containing the text "Accept ?" and "Yes or No" below it.

Detailed User Guide:

1. Go to Gateway of Tally → Charts of Accounts → Stock Item → Multi masters



2. Select multi create → Create multiple STOCK ITEM and you can set additional details in ITEM creation. You can set additional details as per the requirement by enabling (ALT+F): Additional Configuration as shown below.



3. The screen will appear as shown below.

TallyPrime
GOLD

MANAGE
K: Company Y: Data Z: Exchange G: Go To O: Import E: Export M: E-mail P: Print F1: Help

Multi Stock Item Creation Alpha Automation Pvt Ltd

Under Group : ♦ All Items 1-Apr-21 to 22-Dec-22
Maintain in batches: **Yes** Track date of manufacturing: **Yes**

S.No.	Name of Item	Under	Part No.	Description	Batch ?	Std. Rate	MRP Rate	Costing Method	Units	Opening Qty	Rate	per	Amount
1.	Mouse	Computer	1001	2212WE	Yes	Yes	No	FIFO	No	50 No	500.00	No	25,000.00
2.	35 inch LG TV	LED TV	2002	321008	Yes	No	No	Last Purchase Cost	Nos	20 Nos	60.00	Nos	1,200.00
3.					No	No							

F2: Period
F3: Company
F4:
F5:
F6:
F7:
F8:
F9:
F10:
More Details
H: Change Parent Group
F: Additional Configuration
F12: Configure

Activate Windows
Go to Settings to activate Windows.

Q: Quit A: Accept

4. Save the screen and all Stock Item will create automatically with additional details as shown below.

TallyPrime **GOLD** MANAGE

K: Company Y: Data Z: Exchange G: Go To O: Import E: Export M: E-mail P: Print F1: Help

Stock Item Alteration (Secondary) Alpha Automation Pvt Ltd

Name (alias) **Mouse** Part No. : 1001

1-Apr-21 to 22-Dec-22 F2: Period F3: Company

Under : Computer Statutory Details

Units : No GST Applicable : ☒ Undefined

Alternate units : ☒ Not Applicable Set/Alter GST Details : No

Type of Supply : Goods

Additional Details

Maintain in batches : Yes Set/Alter MRP details : No

Track date of manufacturing : Yes (From 1-Apr-21 as 500.00/No)

Alter standard rates : No Rate of Duty (eg 5) :

Opening Balance

Quantity	Rate	per	Value
50 No	500.00	No	25,000.00

Stock Item: **Mouse**

Standard Cost			Standard Selling Price		
Applicable From	Rate	per	Applicable From	Rate	per
1-Apr-21	200.00	No	1-Apr-21	500.00	No

MRP details for : **Mouse**

Allow MRP modification in voucher : No

Consider MRP for calculation of GST rate in Slab rate : No

MRP Rate / Margin (from 1-Apr-21)

MRP Rate : **500.00/No**

Mobile Phone
Redmi 8A Dual Mobile
Redmi 9A Mobile
Redmi Note 9 Pro Mobile
Samsung Mobile A21

Stock Group(s) and 50 Stock Item(s)

Q: Quit A: Accept D: Delete F12: Configure

List of Stock Item Details	
	Show Less
	Show Inactive
General Details	
Name and Alias	Mouse
Language Alias	
Part Number	1001
Description	2Z12WE
Notes	
Inventory Details	
Stock Group	Computer
Stock Category	<input checked="" type="checkbox"/> Not Applicable
Units of Measurement	No
Alternative Units	<input checked="" type="checkbox"/> Not Applicable
Maintain in Batches	Yes
Components list (BoM)	
Default Ledgers for Invoicing	
Costing Method	FIFO
Market Valuation Method	Avg. Price
Provide Behaviour Options	
Opening Balance	50 No
MRP Details	<Value exists>
Standard Buying and Selling Rates	<Value exists>
Statutory Details	
GST Details	
GST Details (History)	
Inclusive of Duties & Taxes	No
Rate of Duty	0

5. Select multi Alter → Alter multiple stock item → screen will appear as shown below.

TallyPrime GOLD															
MANAGE															
K: Company		Y: Data		Z: Exchange		G: Go To		Q: Import		E: Export		M: E-mail		P: Print	
Multi Stock Item Alteration															
Alpha Automation Pvt Ltd															
Under Group : ♦ All Items															
1-Apr-21 to 22-Dec-22															
S.No.	Name of Item		Under Part No.	Description	Batch ?	Std. Rate	MRP Rate	Costing Method	Units	Opening Qty	Rate	per	Amount		
1.	21" LED TV LG	LED TV 221	Tv	Yes	No	No	FIFO	Nos	25 Nos	12,500.00	Nos	3,12,500.00			
2.	21" LED TV Samsung	LED TV	Samsung led tv	Yes	No	No	Avg. Cost	Nos	25 Nos	55,500.00	Nos	13,87,500.00			
3.	32" LED TV LG	LED TV		No	No	No	Avg. Cost	Nos	20 Nos	25,000.00	Nos	5,00,000.00			
4.	32" LED TV Samsung	LED TV		Yes	No	No	Avg. Cost	Nos	15 Nos	18,000.00	Nos	2,70,000.00			
5.	35 inch LG TV	LED TV 2002	3Z1008	Yes	No	No	Monthly Avg. Cost	Nos	20 Nos	60.00	Nos	1,200.00			
6.	42" LED TV LG	LED TV		No	No	No	Avg. Cost	Nos	14 Nos	11,000.00	Nos	1,54,000.00			
7.	42" LED TV Samsung	LED TV		Yes	No	No	Avg. Cost	Nos	10 Nos	32,500.00	Nos	3,25,000.00			
8.	Bajaj 15 Ltr Water Heater	Water Heater		Yes	No	No	Avg. Cost	Nos	12 Nos	1,400.00	Nos	16,800.00			
9.	Bajaj 20 Litre Microwave Oven	Microwave Oven		Yes	No	No	Avg. Cost	Nos	10 Nos	234.00	Nos	2,340.00			
10.	Bajaj Rex Mixer Grinder	Mixer Grinder		No	No	No	Avg. Cost	Nos							

6. Altered Stock item details will be automatically update in Stock item as shown below.

List of Stock Item Details	
Show Less Show Inactive	
General Details	
Name and Alias	35 inch LG TV
Language Alias	
Part Number	2002
Description	3Z1008
Notes	
Inventory Details	
Stock Group	LED TV
Stock Category	♦ Not Applicable
Units of Measurement	Nos
Alternative Units	♦ Not Applicable
Maintain in Batches	Yes
Components list (BoM)	
Default Ledgers for Invoicing	
Costing Method	Monthly Avg. Cost
Market Valuation Method	Avg. Price
Provide Behaviour Options	
Opening Balance	20 Nos
MRP Details	
Standard Buying and Selling Rates	
Statutory Details	
GST Details	
GST Details (History)	
Inclusive of Duties & Taxes	No
Rate of Duty	0

FAQ

Which version/release of TallyPrime does the add-on support?

This add-on will work only from TallyPrime Release 1.0 onwards.

How will I get support for this add-on?

For any functional support requirements please do write to us on mail@aaplautomation.com or call us at +91-288-2713956/57/58, +91-9023726215/16/17, 9099908115, 9825036442.

If I need some enhancements / changes to be incorporated for the add-on, whom should I contact?

Please to write to us on mail@aaplautomation.com with your additional requirements and we will revert to you in 24 hours.

Will new features added be available to us?

We offer one year availability of all support and new features free of cost. After one year, nominal subscription cost will be applicable to you to continue to get free support and updates.

What will happen after one year?

There is no fixed annual charge to be payable mandatory. However if any changes are required in our Add-On to make compatible with New Release of TallyPrime then the modification Charges will be applied.

I am using a multi-site. Can I use the same Add-on for all the sites?

No, one Add-on will work only for 1 site. You need to purchase again if you want to use the same Add-on for more sites.

TDL Management screen shows errors with the Add-on. What do I do?

Check whether the error is because of the Add-on or because of clashes between 2 TDLs (An add-on is also a TDL). In case of clashes, disable one or more TDLs and check which TDL has the error. If the Add-on has a problem, you can report it to us.

My Tally went into educational mode after installing the add-on. What do I do?

Go into **Gateway of Tally** → **Press F1 (Help)** → **TDL & Add-on** → **Press F4** and remove the Add-on from the list and Restart Tally.